















































































Wi-Tek Network Grubu Fiyat Listesi














Model	Görsel	Özellikler	Liste Fiyatı
POL Product Line (New)			
WI-I-P OL308G-P		<ul style="list-style-type: none"> ● xPON Cloud Managed 8 Ports PoE MDU ● 1*EPON/GPON SC/UPS ● 8*1000Mbps IEEE 802.3af/at 30W PoE RJ45 ● 110W max for whole switch PoE power budget ● Support ONVIF protocol ● Wi-Tek cloud, OMCi, OAM, WEB management 	\$255,60
WI-I-P OL5800-08		<ul style="list-style-type: none"> ● Cloud controller for solar powered PoE switch ● 4*10GE SFP+ ports ● 4*GE ports ● 8*GPON ports ● Abundant L3 functions, it supports RIP, OSPF, BGP,IS-IS etc. helping to build scalable and reliable networks. ● 1:128 Max splitting ratio ● 20KM Physical differential distance ● Standard OMCi management ● Wi-Tek cloud management, provisioning and configuration 	\$2.920,00
WI-POS132R		<ul style="list-style-type: none"> ● 19" Rack PLC Splitter ● 1:32, 1 IN 32 OUT, SC/UPC, SC/APC, LC/APC, LC/UPC connertors are customizable ● 16.6dB typical Insertion Loss ● 1260~1650 nm Wavelength 	\$55,00
WI-POS164R		<ul style="list-style-type: none"> ● 19" Rack PLC Splitter ● 1:64, 1 IN 64 OUT, SC/UPC, SC/APC, LC/APC, LC/UPC connertors are customizable ● 20.1dB typical Insertion Loss ● 1260~1650 nm Wavelength 	\$220,00
WI-POS102B		<ul style="list-style-type: none"> ● 90*20*10mm Mini/ABS Box PLC Splitter ● 1:2, 1 IN 2 OUT, SC/UPC, SC/APC, LC/APC, LC/UPC connertors are customizable ● 3.6dB typical Insertion Loss ● 1260~1650 nm Wavelength 	\$14,60
WI-POS104B		<ul style="list-style-type: none"> ● 100*80*10mm Mini/ABS Box PLC Splitter ● 1:4, 1 IN 4 OUT, SC/UPC, SC/APC, LC/APC, LC/UPC connertors are customizable ● 7.0dB typical Insertion Loss ● 1260~1650 nm Wavelength 	\$18,25
WI-POS108B		<ul style="list-style-type: none"> ● 100*80*10mm Mini/ABS Box PLC Splitter ● 1:8, 1 IN 8 OUT, SC/UPC, SC/APC, LC/APC, LC/UPC connertors are customizable ● 10.2dB typical Insertion Loss ● 1260~1650 nm Wavelength 	\$25,60
WI-SFP51S-20KM-C1		<ul style="list-style-type: none"> ● Class C+ GPON SFP, Rx1.25Gbps/Tx2.5Gbps, SC, 20km,Tx1490/Rx1310, DDM ● Optical Transmitter Power: 3~8 dBm ● Optical Receiver Sensitivity: -30 dBm 	\$44,00
WI-SFP51S-20KM-C2		<ul style="list-style-type: none"> ● Class C++ GPON SFP, Rx1.25Gbps/Tx2.5Gbps, , SC, 20km,Tx1490/Rx1310, DDM ● Optical Transmitter Power: 4.5~10 dBm ● Optical Receiver Sensitivity: -32 dBm 	\$70,00
Cloud Mesh AP			
WI-AP717MP V2		<ul style="list-style-type: none"> ● 802.11AC 2.4G&5.8G 1200M Indoor Wireless Mesh AP ● 11AC Wave2 2.4GHz 300Mbps+5.8Ghz 887Mbps ● Atheros chipset 128MB DDR2, 16MB Flash, 500mW High-Power,access 100users ● 4*5dB inside antenna ● Support 3 PoE Output for IPC when DC Input 48-52V ● Support 2 PoE Output for IPC when Port 1 PoE Input 48-52V ● Support Easy Mesh Connect design for big area Wireless Coverage ● Support Cloud Managed ● 48V 30W Gigabit PoE Adapter Included 	\$175,00
WI-AP718M		<ul style="list-style-type: none"> ● 802.11AC 2.4G&5.8G 1200M Outdoor Wireless Mesh AP ● 11AC Wave2 2.4GHz 300Mbps+5.8Ghz 887Mbps ● Atheros chipset 128MB DDR2, 16MB Flash, 200mW High-Power,access 60users ● 4*5dB inside antenna for 200meters Coverage ● IP65 rated, weather and dust sealed ● Support Easy Mesh Connect and Fast roaming ● Support Cloud Managed ● 48V 802.3af/at 30W Gigabit PoE Adapter Included 	\$302,50
WI-AP719MP		<ul style="list-style-type: none"> ● 802.11AX 2.4G&5.8G 1800M Indoor Wireless Mesh AP ● Wi-Fi 6 Speeds: 574Mbps on 2.4GHz +1201Mbps on 5.8Ghz ● MTK chipset 128MB DDR3, 16MB Flash, 19dBm Tx Power,access 100users ● 4*4dB inside antenna ● Support (3)10/100/1000M RJ45 ports ● Support 1 PoE Input with 802.3af/at/bt + 2 PoE Output with 802.3af/at ● Support Mesh networking design for big area Wireless Coverage ● Support Cloud Managed ● 48V 30W Gigabit PoE Adapter Included 	\$230,00
Cloud Mesh WiFi 6 Router			















WI-AX1800M V2		  <ul style="list-style-type: none"> * 802.11AX 2.4G&5.8G 1800M Indoor Wireless Mesh Router * 11AC Wave2 2.4GHz 574Mbps+5.8GHz 1201Mbps * Atheros chipset 256MB DDR3, 128MB Flash, 300mW High-Power, access 100users * Extensive Coverage: Beamforming, Independent FEM, and 4*5dB antennas combine to deliver focused reception to devices far away * Support Easy Mesh Connect design for big area Wireless Coverage * Support Cloud Managed * Support SD-LAN and open-vpn function 	\$150,00
Cloud L3 Managed Switch			
 WI-PCMS528F-L3		 <ul style="list-style-type: none"> * L3 managed Cloud PoE Switch. * 24 Gigabit Ethernet RJ-45 PoE+ ports and 4 10G SFP+ slots. * All RJ-45 ports comply with 802.3af/at PoE standard and output up to 30W PoE power per port. 370 W Max PoE power budget. * Abundant L3 management function, supports static routing, RIP, OSPF, DHCP server, DHCP snooping, ACL, ERPS, Spanning tree, QoS policies, Multicast function and diversified VLAN functions. * Support ONVIF device detect. * Cloud Platform Remote Management. Users can view the network status, modify the configuration, and troubleshoot anywhere and anytime. 	\$1.025,00
 WI-PCMS554F-L3		 <ul style="list-style-type: none"> * L3 managed Cloud PoE Switch. * 48 Gigabit Ethernet RJ-45 PoE+ ports and 6 10G SFP+ slots. * All RJ-45 ports comply with 802.3af/at PoE standard and output up to 30W PoE power per port. 370W Max PoE power budget. * Abundant L3 management function, supports static routing, RIP, OSPF, DHCP server, DHCP snooping, ACL, ERPS, Spanning tree, QoS policies, Multicast function and diversified VLAN functions. * Support ONVIF device detect. * Cloud Platform Remote Management. Users can view the network status, modify the 	\$1.495,00
WI-PCMS554F-L3		 <ul style="list-style-type: none"> * L3 managed Cloud PoE Switch. * New high quality silver case design. * 48 1000Mbps PoE ports and 6 10G SFP+. * 800W Power budget. * Abundant L3 functions, it supports RIP, OSPF, DHCP, etc. helping to build scalable and reliable networks. * Remote management and Configuration on Cloud WEB/Mobile APP. 	\$1.570,00
WI-CGS5328-L3 V2		 <ul style="list-style-type: none"> * Cloud L3 managed fiber Ethernet Switch. * New high quality silver case design. * 8 1000Mbps Combo SFP, 16 Gigabit SFP ports and 4 10G SFP+. * Abundant L3 functions, it supports RIP, OSPF, DHCP, etc. helping to build scalable and reliable networks. * Remote management and Configuration on Cloud WEB/Mobile APP. 	\$915,00
WI-CFS6012-L3		 <ul style="list-style-type: none"> * Cloud L3 managed fiber aggregation Switch. * High quality silver case design. * 12 10G SFP+. * Abundant L3 functions, it supports RIP, OSPF, DHCP, etc. helping to build scalable and reliable networks. * Remote management and Configuration on Cloud WEB/Mobile APP. 	\$730,00
WI-PCMS5010BT-L3		 <ul style="list-style-type: none"> * Cloud L3 managed PoE Switch. * New high quality silver case design. * 8 2.5G 90W 802.3bt PoE ports and 2 10G SFP+. * 130W Power budget. * Abundant L3 functions, it supports RIP, OSPF, DHCP, etc. helping to build scalable and reliable networks. * Remote management and Configuration on Cloud WEB/Mobile APP. 	\$765,00
Cloud L2 Managed PoE Switch			
WI-PCMS310GF		 <ul style="list-style-type: none"> * 8GE+2SFP Full Giga 802.3af/at Cloud L2 Managed PoE Switch * Supports PoE power up to 30W for each port, Config PoE and VLAN on Cloud * Supports PoE IEEE 802.3af/at compliant PDs * Internal power adapter supply 150W * Cloud/WEB/CLI managed modes, SNMP, RMON bring abundant management features * Support google Map view to let users know project location for easy management * Discovery ONVIF IP camera and view network topology with Gateway/AC, AP, Switch, IPC on Cloud 	\$300,00
WI-PCMS328GF		 <ul style="list-style-type: none"> * 24GE+2Combo SFP+2SFP Full Giga 802.3af/at Cloud L2 Managed PoE Switch * Supports PoE power up to 30W for each port, Config PoE and VLAN on Cloud * Supports PoE IEEE 802.3af/at compliant PDs * Internal power adapter supply 400W * Cloud/WEB/CLI managed modes, SNMP, RMON bring abundant management features * Support google Map view to let users know project location for easy management * Discovery ONVIF IP camera and view network topology with Gateway/AC, AP, Switch, IPC on Cloud 	\$550,00
Cloud L2 Managed Fiber Aggregation Switch			
WI-CGS5018		 <ul style="list-style-type: none"> * 10SFP+8GE Cloud L2 Managed Fiber Aggregation Switch * Cloud/WEB/CLI managed modes, SNMP, RMON bring abundant management features * Support QVLAN, QoS and IGMP snooping optimize voice and video application * Support google Map view to let users know project location for easy management * Discovery ONVIF IP camera and view network topology with Gateway/AC, AP, Switch, IPC on Cloud * Config VLAN on Cloud 	\$375,00
WI-CGS5026		 <ul style="list-style-type: none"> * 18SFP+8GE Full Giga 802.3af/at Cloud L2 Managed Fiber Aggregation Switch * Support QVLAN, QoS and IGMP snooping optimize voice and video application * Cloud/WEB/CLI managed modes, SNMP, RMON bring abundant management features * Support google Map view to let users know project location for easy management * Discovery ONVIF IP camera and view network topology with Gateway/AC, AP, Switch, IPC on Cloud * Config VLAN on Cloud 	\$978,00
Cloud L2+ Managed Switch			
WI-CMS310GF		 <ul style="list-style-type: none"> * Cloud L2+ managed fiber Ethernet Switch. * New high quality silver case design. * 8 1000Mbps RJ45 ports and 2 1000Mbps SFP. * Abundant L2+ functions, it supports static routing, DHCP server, ERPS etc. helping to build scalable and reliable networks. * Remote management and Configuration on Cloud WEB/Mobile APP. 	\$200,00























WI-CMS318GF		 <ul style="list-style-type: none"> * Cloud L2+ managed fiber Ethernet Switch. * New high quality silver case design. * 16 1000Mbps RJ45 ports and 2 1000Mbps SFP. * Abundant L2+ functions, it supports static routing, DHCP server, ERPS etc. helping to build scalable and reliable networks. * Remote management and Configuration on Cloud WEB/Mobile APP. 	\$325,00
WI-CMS328GF		 <ul style="list-style-type: none"> * Cloud L2+ managed fiber Ethernet Switch. * New high quality silver case design. * 24 1000Mbps RJ45 ports, 2 1000Mbps SFP and 2 1000Mbps Combo. * Abundant L2+ functions, it supports static routing, DHCP server, ERPS etc. helping to build scalable and reliable networks. * Remote management and Configuration on Cloud WEB/Mobile APP. 	\$365,00
Cloud Easy Smart Managed PoE Switch			
 WI-PCES306G		 <ul style="list-style-type: none"> ● 6*10/100/1000Mbps RJ45 port Cloud Easy Smart PoE Switch ● 4*802.3af/at PoE+ ports, total power supply 60W ● Support Wi-Tek Cloud management, configure VLAN, restart POE port, mobile phone APP remote maintenance, various real-time alarms, even novice can troubleshoot. ● Support port automatic anti-loop and automatically close loop ports to ensure business continuity. ● 5*10/100/1000Mbps RJ45 port with 1 Gigabit SFP uplink Cloud Easy Smart PoE Switch 	\$105,00
WI-PCES306GF		 <ul style="list-style-type: none"> ● 4*802.3af/at PoE+ ports, total PoE power supply 60W ● Support Wi-Tek Cloud management, configure VLAN, restart POE port, mobile phone APP remote maintenance, various real-time alarms, even novice can troubleshoot. ● Support port automatic anti-loop and automatically close loop ports to ensure business continuity. ● 9*10/100/1000Mbps RJ45 port with 1 Gigabit SFP uplink Cloud Easy Smart PoE Switch 	\$110,00
WI-PCES308GF		 <ul style="list-style-type: none"> ● 8*802.3af/at PoE+ ports, total PoE power supply 60W ● Support Wi-Tek Cloud management, configure VLAN, restart POE port, mobile phone APP remote maintenance, various real-time alarms, even novice can troubleshoot. ● Support port automatic anti-loop and automatically close loop ports to ensure business continuity. ● 8*10/100/1000Mbps RJ45 Ports 2*1000Mbps SFP Slots Cloud Easy Smart PoE Switch 	\$165,00
 WI-PCES310GF		 <ul style="list-style-type: none"> ● 8*802.3af/at PoE+ ports, total power supply 120W ● Support Wi-Tek Cloud management, configure VLAN, restart POE port, mobile phone APP remote maintenance, various real-time alarms, even novice can troubleshoot. ● Support port automatic anti-loop and automatically close loop ports to ensure business continuity. ● 16*10/100/1000Mbps RJ45 Ports 2*1000Mbps SFP Slots Cloud Easy Smart PoE Switch 	\$185,00
 WI-PCES318GF		 <ul style="list-style-type: none"> ● 16*802.3af/at PoE+ ports, total power supply 250W ● Support Wi-Tek Cloud management, configure VLAN, restart POE port, mobile phone APP remote maintenance, various real-time alarms, even novice can troubleshoot. ● Support port automatic anti-loop and automatically close loop ports to ensure business continuity. ● 24*10/100/1000Mbps RJ45 Ports 2*1000Mbps SFP Slots Cloud Easy Smart PoE Switch 	\$400,00
 WI-PCES326GF		 <ul style="list-style-type: none"> ● 24*802.3af/at PoE+ ports, total power supply 370W ● Support Wi-Tek Cloud management, configure VLAN, restart POE port, mobile phone APP remote maintenance, various real-time alarms, even novice can troubleshoot. ● Support port automatic anti-loop and automatically close loop ports to ensure business continuity. 	\$545,00
4G LTE Outdoor CPE& 4G LTE Indoor Wi-Fi Router			
WI-LTE110-O V2		  <ul style="list-style-type: none"> * CAT4 4G transform to Wi-Fi(2.4G 300Mbps) and wired network * Build in 3G/4G SIM card slot, support LTE-TDD/LTE-FDD, WCDMA/CDMA and GSM networking. Then band adjustable, can comply with all operator in the world. * High RF power design, with omni 2.4G/4G antenna, more wireless coverage, better signal strength and more stable performance. * Support Power over Ethernet, 24V passive PoE * Support Cloud Managed and SD-LAN function * Support 4K HD video transmit * 10KV Lightning Protection and IP65 waterproof 	\$190,00
WI-LTE113-O		  <ul style="list-style-type: none"> * CAT6 4G transform to Gigabit RJ45 Port wired network * Build in 3G/4G SIM card slot, support LTE-TDD/LTE-FDD, WCDMA/CDMA and GSM networking. Then band adjustable, can comply with all operator in the world. * 4G LTE Cat 6 300 Mbps (DL)/50 Mbps (UL) * Support Cloud Managed and SD-LAN function * 802.3af/at or 24V PoE and Gigabit Ethernet * 16KV Lightning Protection and IP65 waterproof * 4G LTE Outdoor Wireless Router for IPC 	\$460,00
 WI-LTE115-O V2		  <ul style="list-style-type: none"> * Outdoor 4G wireless router supports Power-up IPC * 4G transform to Wi-Fi(2.4G 300Mbps) and wired network * Build in 3G/4G SIM card slot, support LTE-TDD/LTE-FDD, WCDMA/CDMA and GSM networking. * Then band adjustable, can comply with all operator in the world. * Support 12V 1.5A DC Input, and 12V 1A DC Output for power up camera directly * with 5dBi omni 4G antenna, better signal strength and more stable performance. * Support 4K HD video transmit * Support access IP camera by Wi-Fi and LAN port * 10KV Lightning Protection and IP65 waterproof 	\$130,00

WI-LTE300		<ul style="list-style-type: none"> * Indoor 4G LTE SoHo WiFi Router * Indoor 4G WiFi Router transform to Wi-Fi(2.4G 300Mbps) and wired network * Build in 3G/4G SIM card slot, support LTE-TDD/LTE-FDD, WCDMA/CDMA and GSM networking. * Then band adjustable, can comply with all operator in the world. * High RF power design, with omni 2.4G/4G antenna, more wireless coverage, better signal strength and more stable performance. * Support 4K HD video transmit * Support 4G access, Router and AP mode * Support 30users+ for Wi-Fi access, 100Meter WiFi Coverage * 10KV Lightning Protection 	\$160,00
WI-LTE117-O		<ul style="list-style-type: none"> * 4G LTE Outdoor CPE for CCTV+2PoE Output or 1PoE input (4G transform to Wi-Fi(2.4G 300Mbps) and wired network) * Build in 3G/4G SIM card slot, support LTE-TDD/LTE-FDD, WCDMA/CDMA and GSM networking. * Then band adjustable, can comply with all operator in the world. * Support 2PoE Output(DC 48-52V IN) or 1PoE Output(1 PoE IN) for power up camera directly, included 1*48V PoE adapter in packing box * with 5dBi omni 4G antenna, better signal strength and more stable performance. * Support access IP camera by Wi-Fi and LAN port * 10KV Lightning Protection and IP65 waterproof * Support Cloud Managed and SD-LAN function 	\$210,00
UPS No-Break PoE Switch			
WI-PS302G-UPS		<ul style="list-style-type: none"> * 2GE Ports UPS No-break PoE Injector * Inside battery controller for charge and dis-charge battery circulatory * Support AC90-240V IN, 12V Battery 30AH Max * 1*24V/48V PoE Output Select(30W), 1 gigabit Uplink port * 1*12V 3A Max DC Output, 1*24V/48V DC Output Select * 6KV anti-thunder, small size design for outdoor used * Upgraded to support Din-Rail and detachable AC connector 	Fiyat Sorunuz
WI-PS301-UPS		<ul style="list-style-type: none"> * 12V/24V Smart Solar Controller * Inside battery controller for 8A charge current Max charge and dis-charge battery circulatory * Support 12-24V 400W Solar Panel Input or DC 24V Input to charge 12V 80AH Battery Max * 10hours charge full 12V 80AH lead-acid/lithium battery * 2*12V/24V DC Output, 2*DC output total 3A Max * 6KV anti-thunder, small size design for outdoor used * Support DIN-RAIL mounted 	Fiyat Sorunuz
WI-PS306GF-UPS V3		<ul style="list-style-type: none"> * 5GE+1SFP Unmanaged UPS No-break PoE Switch * Inside solar controller and battery controller for charge and dis-charge battery circulatory from solar Panel and DC INPUT * Fiber Watchdog * Support 18-36V DC IN, 12V/24V Solar Panel Input, 12V/24V Battery 50AH Max * 3*48V PoE out(2*30W/1*60W), 2*24V/48V manual setting DIP button(30W) * 6KV anti-thunder, small size design for outdoor used 	Fiyat Sorunuz
WI-PS306GF-UPS-15A		<ul style="list-style-type: none"> * 5GE+1SFP Unmanaged UPS No-break PoE Switch * Inside solar controller and battery controller for 15A charge current Max and dis-charge battery circulatory from solar Panel and DC INPUT * 10hours charge full 12V/24V 150AH lead-acid/lithium battery * Support 18-36V DC IN, 12V/24V Solar Panel Input, 12V/24V Battery 150AH Max * 3*48V PoE out(2*30W/1*60W), 2*24V/48V Mixed PoE Output(24V 24W/48V 802.3af/at 30W) * 6KV anti-thunder, small size design for outdoor used 	Fiyat Sorunuz
WI-PMS306GF-UPS-1		<ul style="list-style-type: none"> * 4GE+2SFP managed UPS No-break Industrial PoE Switch * Inside solar controller and battery controller for 15A charge current Max and dis-charge battery circulatory from solar Panel * 10hours charge full 12V/24V 150AH lead-acid/lithium battery * Support 12-57V DC IN, 12V/24V Solar Panel Input, 12V/24V Battery 150AH Max * 2*48V PoE out(802.3BT 60W), 2*24V/48V Mixed PoE Output(24V 24W/48V 802.3af/at 30W) * Support monitor battery charging status via WEB GUI * Support QVLAN, QoS and IGMP snooping optimize voice and video application * Industrial Level 4 Protection (ESD, RS, EFT, CS), -40°C~80°C working temperature * Support DIN-RAIL mounted * 8GE+2SFP L2 Managed UPS No-break 24V-48V Adaptable PoE Switch * Inside solar controller and battery controller for charge and dis-charge battery circulatory from solar Panel and DC INPUT 	Fiyat Sorunuz
WI-PMS310GF-UPS+ V2		<ul style="list-style-type: none"> * 8GE+2SFP managed UPS No-break Industrial PoE Switch * Support QVLAN, QoS and IGMP snooping optimize voice and video application * WEB/CLI, SNMP managed modes * Internal 150W power / 8*24V-48V PoE Auto PoE Output(30W) * Support 110-250V AC IN, 24-36V Solar Panel, 24V Battery 100AH Max * Support monitor battery charging status 	Fiyat Sorunuz
Wi-Fi PoE Switch			
WI-R3		<ul style="list-style-type: none"> * AC1200Mbps Wi-Fi PoE Switch * 4* 10/100Mbps RJ45 ports * 11AC Wave1 2.4GHz 300Mbps+5.8Ghz 867Mbps * Support 3 PoE Output for IPC when PoE Input 48V * Support 3 PoE Output for IPC when DC Input 52V * 100mW Power Output + 4*5dBi High Gain Antennas * Wall penetration wifi design 64MB SDRAM 16MB Flash, 600Mhz CPU * Included 52V 1.25A DC power adapter in packing box * Support Cloud Managed 	\$55,00
48V WISP PoE Switch(Wi-Tek Smart PoE Tech for WISP)			
WI-PS310GF-Alien		<ul style="list-style-type: none"> * 8GE+2SFP Unmanaged 24V/48V Adaptable PoE Switch * Wi-Tek Smart PoE Tech support 24/48V PoE output via auto-detect * Support overcurrent protection/short-circuit protection * 2SFP fiber port for fiber uplink port up 20KM * Support 48V 802.3af/at and 24v Passive PoE both * Internal 150W power, dual PoE voltage output design * 8xPoE Port output 	Fiyat Sorunuz
WI-PMS310GF-Alien		<ul style="list-style-type: none"> * 8GE+2SFP managed 24V/48V Adaptable PoE Switch * Wi-Tek Smart PoE Tech support 24/48V PoE output via auto-detect and select in software * Support overcurrent protection/short-circuit protection * Support 48V 802.3af/at and 24v Passive PoE both * Internal 150W power, dual PoE(24V/48V) voltage output design * Support QVLAN, QoS and IGMP snooping optimize voice and video application * WEB/CLI, SNMP managed modes 	Fiyat Sorunuz
WI-PMS328GF-Alien		<ul style="list-style-type: none"> * 24GE+4Combo SFP managed 24V/48V Adaptable PoE Switch * Wi-Tek Smart PoE Tech support 24/48V PoE output via auto-detect and select in software for port 1-4 * Support 802.3bt 90W for port 5-8, 802.3af/at 30W for port 9-24 * Support overcurrent protection/short-circuit protection * Internal 400W power, dual PoE (24V/48V) voltage output design * Support QVLAN, QoS and IGMP snooping optimize voice and video application * WEB/CLI, SNMP managed modes 	Fiyat Sorunuz

WI-PMS310GF- Alien-I		<ul style="list-style-type: none"> * 8GE+2SFP Fiber Uplink Industrial 24V/48V Adaptable Managed PoE Switch * Buffer reaches 4Mbit, Support 4K high-definition video transmission * Smart PoE Tech support 24-48V PoE output via auto-detect and select in software * Support fast ring , support 30 pcs switches Max. in a cascade system ,Self-healing in 20ms Min * Industrial Level 4 Protection (ESD,RS,EFT,CS); * -40°C~80°C working temperature * IEEE802.3af (15.4W) and IEEE802.3at (30W) * DC Input 18-57V 	Fiyat Sorunuz
WI-POE61-24V		<ul style="list-style-type: none"> * 2*GE PoE Converter with 1*24V PoE In,1*24V PoE Out *Support Passive PoE 24V Output *Support DC 36-60V Input *Delivers power up to 100 meters *Auto-determine the necessary power requirements *Plug-and-Play, requires no configuration *Short Circuit Protection 	\$34,00
WI-POE90X		<ul style="list-style-type: none"> * 2*1000Mbps RJ45 Ports with 1*24V PoE IN, 1*48V PoE Out *Support Passive PoE 24V Input(45+78-) *Support 802.3af/at PoE 48V output *Support DC 12-57V Input,can work with Smart Solar Controller *Delivers power up to 100 meters *Auto-determine the necessary power requirements *Plug-and-Play, requires no configuration *Short Circuit Protection 	\$57,00
Outdoor Waterproof 802.3af/at PoE Switch		<ul style="list-style-type: none"> * 6FE(PoE)+2GE(HI-PoE)+2GE+1SFP Outdoor PoE Switch+Watchdog * IP65 Weatherproof enclosure, -30 ~70°C working temperature 	
WI-PS210G-O V2		<ul style="list-style-type: none"> * Port 1-6 supports PoE IEEE 802.3af/at 30W for compliant PDs, Port 7-8 support 802.3bt 60W PoE Output * All-in-one for easy installation * Supports PoE IEEE802.3 af/at 30W for compliant PDs * 120W Internal Power / 6KV PoE Surge Protection * 10KV AC Surge Protection * 6GE(PoE)+2GE(HI-PoE)+2GE+2SFP Outdoor PoE Switch+Watchdog * IP65 Weatherproof enclosure, -30 ~70°C working temperature 	\$235,00
WI-PS310GF-O		<ul style="list-style-type: none"> * Port 1-6 supports PoE IEEE 802.3af/at 30W for compliant PDs, Port 7-8 support 802.3bt 60W PoE Output * All-in-one for easy installation * Supports PoE IEEE802.3 af/at/bt for compliant PDs * 120W Internal Power / 6KV PoE Surge Protection * 10KV AC Surge Protection and IP65 Waterproof * 4GE(PoE)+1GE+1SFP Gigabit Outdoor PoE Switch * IP65 Weatherproof enclosure, -30 ~70°C working temperature 	\$290,00
WI-PS306GF-O		<ul style="list-style-type: none"> * All-in-one for easy installation * Supports PoE IEEE802.3 af/at for compliant PDs * 65W Internal Power / 6KV PoE Surge Protection * 10KV AC Surge Protection and IP65 Waterproof 	\$128,00
WI-PS309GF-O		<ul style="list-style-type: none"> * 8GE(PoE)+2SFP Gigabit Outdoor PoE Switch * IP65 Weatherproof enclosure, -30 ~70°C working temperature * All-in-one for easy installation * Supports PoE IEEE802.3 af/at for compliant PDs * 120W Internal Power / 6KV PoE Surge Protection * 10KV AC Surge Protection and IP65 Waterproof 	\$245,00
Economic 802.3af/at PoE Switch			
WI-PS205H V2		<ul style="list-style-type: none"> * 4FE+2FE CCTV+Watchdog+40W+250M economic PoE Switch * Supports PoE power up to 30W for each port * Supports PoE IEEE 802.3af/at compliant PDs * Internal power adapter supply 40W * Support CCTV mode(250m PoE+Port VLAN) * 2K entry MAC address table with auto-learning and auto-aging * Supports smart watchdog function to monitor compliant PD 	\$32,50
WI-PS210H		<ul style="list-style-type: none"> * 6FE+2FE CCTV+Watchdog+65W+250M economic PoE Switch * Supports PoE power up to 30W for each port * Supports PoE IEEE 802.3af/at compliant PDs * Internal power adapter supply 65W * Support CCTV mode(250m PoE+Port VLAN) * 4K entry MAC address table with auto-learning and auto-aging * Supports smart watchdog function to monitor compliant PD 	\$46,50
WI-PS518GH		<ul style="list-style-type: none"> * 16FE+1GE+1Combo SFP+Watchdog+150W+250M Economic PoE Switch * Supports PoE power up to 30W for each port * Supports PoE IEEE 802.3af/at compliant PDs * Internal power adapter supply 150W * Support CCTV mode(250m PoE+Port VLAN) * 8K entry MAC address table with auto-learning and auto-aging * Supports smart watchdog function to monitor compliant PD 	\$198,00
WI-PS526GH		<ul style="list-style-type: none"> * 24FE+1G+1Combo SFP+Watchdog+200W+250M Economic PoE Switch * Supports PoE power up to 30W for each port * Supports PoE IEEE 802.3af/at compliant PDs * Internal power adapter supply 200W * Support CCTV mode(250m PoE+Port VLAN) * 8K entry MAC address table with auto-learning and auto-aging * Supports smart watchdog function to monitor compliant PD 	\$263,00
WI-PS305GH		<ul style="list-style-type: none"> * Supports PoE power up to 30W for each port * Supports PoE IEEE 802.3af/at compliant PDs * Support working mode CCTV (250m PoE+Port VLAN) and VLAN * Internal power adapter supply 45W * 4K entry MAC address table with auto-learning and auto-aging * Realtek Switch Chipset guarantee stable performance * Supports smart watchdog function to monitor compliant PD * 8GE CCTV 250M+65W Economic PoE Switch 	\$84,00
WI-PS308GH V2		<ul style="list-style-type: none"> * Supports PoE power up to 30W for each port * Supports PoE IEEE 802.3af/at compliant PDs * Support CCTV mode(250m PoE+Port VLAN) * Internal power adapter supply 65W * 4K entry MAC address table with auto-learning and auto-aging * Realtek Switch Chipset guarantee stable performance * Supports smart watchdog function to monitor compliant PD * 8GE+1GE+1SFP+CCTV 250M+65W Economic PoE Switch 	\$112,00
WI-PS309GFH		<ul style="list-style-type: none"> * Supports PoE power up to 30W for each port * Supports PoE IEEE 802.3af/at compliant PDs * Support CCTV mode(250m PoE+Port VLAN) * Internal power adapter supply 65W * 4K entry MAC address table with auto-learning and auto-aging * Realtek Switch Chipset guarantee stable performance * Supports smart watchdog function to monitor compliant PD 	\$130,00

WI-PS318GFH		<ul style="list-style-type: none"> * 16GE+2Combo SFP CCTV+250M+200W Economic PoE Switch * Supports PoE power up to 30W for each port * Supports PoE IEEE 802.3af/at compliant PDs * Support CCTV mode(250m PoE+Port VLAN) * Internal power adapter supply 200W * 4K entry MAC address table with auto-learning and auto-aging * Realtek Switch Chipset guarantee stable performance * Supports smart watchdog function to monitor compliant PD 	\$372,00
WI-PS326GFH		<ul style="list-style-type: none"> * 24GE+2SFP PoE Switch with 24 Port PoE * Supports PoE power up to 30W for each port * Supports PoE IEEE 802.3af/at compliant PDs * Support CCTV mode(250m PoE+Port VLAN) * Internal power adapter supply 250W * 8K entry MAC address table with auto-learning and auto-aging * Realtek Switch Chipset guarantee stable performance * Supports smart watchdog function to monitor compliant PD 	\$500,00
250meters Long-Range PoE Switch for CCTV(Watchdog function)			
WI-PS205 V2		<ul style="list-style-type: none"> * 4FE+2FE Uplink+HiPoE+250M+Watchdog+65W PoE Switch * Supports smart watchdog function to monitor compliant PD * Supports PoE power up to 30W for each port * Supports 802.3bt 60W Hi PoE standard * Supports PoE IEEE 802.3af/at compliant PDs * Internal power adapter supply 65W * Support 250meters Long range PoE Transmit * 2K entry MAC address table with auto-learning and auto-aging * Realtek Switch Chipset+TI PoE Chipset guarantee stable performance * 8FE+2FE Uplink+HiPoE+250M+Watchdog+120W Switch * Supports smart watchdog function to monitor compliant PD 	\$60,00
WI-PS210 V2		<ul style="list-style-type: none"> * Supports PoE power up to 30W for each port * Supports 802.3bt 60W Hi PoE standard * Supports PoE IEEE 802.3af/at compliant PDs * Internal power adapter supply 120W * Support 250meters Long range PoE Transmit * 4K entry MAC address table with auto-learning and auto-aging * Realtek Switch Chipset+TI PoE Chipset guarantee stable performance * 8FE+2GE Uplink+HiPoE+250M+Watchdog+120W Switch * Supports smart watchdog function to monitor compliant PD 	Fiyat Sorunuz
WI-PS210G V2		<ul style="list-style-type: none"> * Supports PoE power up to 30W for each port * Supports 802.3bt 60W Hi PoE standard * Supports PoE IEEE 802.3af/at compliant PDs * Internal power adapter supply 120W * Support 250meters Long range PoE Transmit * 4K entry MAC address table with auto-learning and auto-aging * Realtek Switch Chipset+TI PoE Chipset guarantee stable performance * 16FE+1GE+1Combo SFP+HiPoE+250M+Watchdog+200W Switch * Supports smart watchdog function to monitor compliant PD 	\$123,00
WI-PS518G V3		<ul style="list-style-type: none"> * Supports PoE power up to 30W for each port * Supports 802.3bt 60W Hi PoE standard (Port1/2) * Supports PoE IEEE 802.3af/atcompliant PDs * Internal power adapter supply 200W * Support 250meters Long range PoE Transmit * 8K entry MAC address table with auto-learning and auto-aging * Realtek Switch Chipset+TI PoE Chipset guarantee stable performance * 24FE+2Combo SFP+250M HiPoE+Watchdog+250W Switch * Supports smart watchdog function to monitor compliant PD 	Fiyat Sorunuz
WI-PS526G V2		<ul style="list-style-type: none"> * Supports PoE power up to 30W for each port * Supports 802.3bt 60W Hi PoE standard (Port1/2) * Supports PoE IEEE 802.3af/atcompliant PDs * Internal power adapter supply 250W * Support 250meters Long range PoE Transmit * 8K entry MAC address table with auto-learning and auto-aging * Realtek Switch Chipset+TI PoE Chipset guarantee stable performance 	Fiyat Sorunuz
48V 802.3af/at Fiber PoE Switch			
WI-PS105F		<ul style="list-style-type: none"> * 5FE+1SC Fiber 802.3af/at PoE Switch+65W * Supports PoE power up to 30W for each port * Supports PoE IEEE 802.3af/atcompliant PDs * Internal power adapter supply 65W * LED indicators for LINK/ACT,Power, PoE Status, 10/100Mbps * 4K entry MAC address table with auto-learning and auto-aging 	\$118,00
WI-PS110F sales suspension		<ul style="list-style-type: none"> * 8FE+1Giga Combo SFP PoE Switch+150W * Supports PoE power up to 30W for each port * Supports PoE IEEE 802.3af/atcompliant PDs * Internal power adapter supply 150W * LED indicators for LINK/ACT,Power, PoE Status, 100/1000Mbps * 4K entry MAC address table with auto-learning and auto-aging 	Fiyat Sorunuz
WI-PS128GF sales suspension		<ul style="list-style-type: none"> * 24FE+4Giga Combo SFP PoE Switch+350W * Supports PoE power up to 30W for each port * Supports PoE IEEE 802.3af/atcompliant PDs * Internal power adapter supply 350W * LED indicators for LINK/ACT,Power, PoE Status, 100/1000Mbps * 8K entry MAC address table with auto-learning and auto-aging 	Fiyat Sorunuz
WI-PS150GF		<ul style="list-style-type: none"> * 48FE+2 Gigabit Combo SFP PoE Switch+700W * Supports PoE power up to 30W for each port * Supports PoE IEEE 802.3af/atcompliant PDs * Internal power adapter supply 700W * LED indicators for LINK/ACT,Power, PoE Status, 100/1000Mbps * 16K entry MAC address table with auto-learning and auto-aging 	\$760,00
Full Gigabit 48V 802.3af/at PoE Switch			
WI-PS305G V2		<ul style="list-style-type: none"> * 4GE+2GE uplink+HiPoE+Watchdog Switch+65W * Supports smart watchdog function to monitor compliant PD * Support 250meters Long range PoE Transmit for Port 1-2 * Supports 802.3BT 60W HiPoE standard for Port1 * Supports PoE IEEE 802.3af/atcompliant PDs * Internal power adapter supply 65W * LED indicators for LINK/ACT,Power, PoE Status, 100/1000Mbps 	\$100,00
WI-PS308G V2		<ul style="list-style-type: none"> * 8GE+2GE uplink+HiPoE+Watchdog Switch+VLAN+120W * Supports smart watchdog function to monitor compliant PD * Support 250meters Long range PoE Transmit for Port 1-2 * Supports 802.3bt 60W Hi PoE standard for Port1 * Supports PoE IEEE 802.3af/atcompliant PDs * Internal power adapter supply 120W * LED indicators for LINK/ACT,Power, PoE Status, 100/1000Mbps * 4K entry MAC address table with auto-learning and auto-aging 	\$190,00

WI-PS305GF		<ul style="list-style-type: none"> * 4GE+1GE+1SFP Fiber PoE Switch+65W * Supports PoE power up to 30W for each port * Supports PoE IEEE 802.3af/atcompliant PDs * Internal power adapter supply 65W * LED indicators for LINK/ACT,Power, PoE Status, 100/1000Mbps * 2K entry MAC address table with auto-learning and auto-aging 	\$132,00
WI-PS309GF		<ul style="list-style-type: none"> * 8GE+1Giga Combo SFP PoE Switch+150W * Supports PoE power up to 30W for each port * Supports PoE IEEE 802.3af/atcompliant PDs * Internal power adapter supply 150W * LED indicators for LINK/ACT,Power, PoE Status, 100/1000Mbps * 4K entry MAC address table with auto-learning and auto-aging 	\$230,00
WI-PS310GF		<ul style="list-style-type: none"> * 8GE+2SFP uplink PoE Switch+150W * Supports PoE power up to 30W for each port * Supports PoE IEEE 802.3af/atcompliant PDs * Internal power adapter supply 150W * LED indicators for LINK/ACT,Power, PoE Status, 100/1000Mbps * 4K entry MAC address table with auto-learning and auto-aging 	Fiyat Sorunuz
WI-PS318GF		<ul style="list-style-type: none"> * 16GE+2SFP uplink PoE Switch+350W * Supports PoE power up to 30W for each port * Supports PoE IEEE 802.3af/atcompliant PDs * Internal power adapter supply 350W * LED indicators for LINK/ACT,Power, PoE Status, 100/1000Mbps * 8K entry MAC address table with auto-learning and auto-aging 	\$582,00
WI-PS320GF		<ul style="list-style-type: none"> * 16GE+2Combo SFP PoE Switch+350W * Supports PoE power up to 30W for each port * Supports PoE IEEE 802.3af/atcompliant PDs * Internal power adapter supply 350W * LED indicators for LINK/ACT,Power, PoE Status, 100/1000Mbps * 8K entry MAC address table with auto-learning and auto-aging 	Fiyat Sorunuz
WI-PS326GF		<ul style="list-style-type: none"> * 24GE+2SFP PoE Switch+400W * Supports PoE power up to 30W for each port * Supports PoE IEEE 802.3af/atcompliant PDs * Internal power adapter supply 400W * LED indicators for LINK/ACT,Power, PoE Status, 100/1000Mbps * 8K entry MAC address table with auto-learning and auto-aging 	\$600,00
WI-PS328GF		<ul style="list-style-type: none"> * 24GE+4Combo SFP PoE Switch+400W * Supports PoE power up to 30W for each port * Supports PoE IEEE 802.3af/atcompliant PDs * Internal power adapter supply 400W * LED indicators for LINK/ACT,Power, PoE Status, 100/1000Mbps * 8K entry MAC address table with auto-learning and auto-aging 	Fiyat Sorunuz
100Mbps & Gigabit Ethernet Switch			
WI-SG105 V2		<ul style="list-style-type: none"> * 5xGigabit Steel Case Desktop Ethernet Switch * 5 Auto-Negotiation, Auto-MDI/MDIX Ethernet ports provide smart switching * Non-blocking switching architecture enables full wire-speed packets forwarding and filtering * Fanless design ensures quiet operation without disturbing your family 	\$18,60
WI-SG108 V2		<ul style="list-style-type: none"> * 8xGigabit Steel Case Desktop Ethernet Switch * 8 Auto-Negotiation, Auto-MDI/MDIX Ethernet ports provide smart switching * Support Port VLAN avoid broadcast storm * Fanless design ensures quiet operation without disturbing your family * 16xGigabit Desktop Ethernet Switch 	\$32,60
WI-SG116D No more than 100 pcs every time		<ul style="list-style-type: none"> * 16 Auto-Negotiation, Auto-MDI/MDIX Ethernet ports provide smart switching * Standard 13-inch Desktop steel case * Plug and Play design simplifies installation * Plans different power output for different cable lengths * Complies with IEEE 802.3, IEEE 802.3u, IEEE 802.3x standards * 24xGigabit Desktop Ethernet Switch 	\$163,00
WI-SG124D No more than 100 pcs every time		<ul style="list-style-type: none"> * 24 Auto-Negotiation, Auto-MDI/MDIX Ethernet ports provide smart switching * Standard 13-inch Desktop steel case * Plug and Play design simplifies installation * Plans different power output for different cable lengths * Complies with IEEE 802.3, IEEE 802.3u, IEEE 802.3x standards * 16GE+2SFP Full Giga rack-mountable Ethernet Switch 	\$200,00
WI-SG116F sales suspension		<ul style="list-style-type: none"> * 18 Auto-Negotiation, Auto-MDI/MDIX Ethernet ports provide smart switching * Standard 19-inch rack-mountable steel case * Plug and Play design simplifies installation * Plans different power output for different cable lengths * Complies with IEEE 802.3, IEEE 802.3u, IEEE 802.3x standards * 24GE+2SFP Full Giga Rack-mountable/Desktop Ethernet Switch 	\$186,00
WI-SG124F sales suspension		<ul style="list-style-type: none"> * 26 Auto-Negotiation, Auto-MDI/MDIX Ethernet ports provide smart switching * Standard 19-inch rack-mountable steel case * Plug and Play design simplifies installation * Plans different power output for different cable lengths * Complies with IEEE 802.3, IEEE 802.3u, IEEE 802.3x standards 	\$220,00
Fiber Ethernet Switch			
WI-SG310F		<ul style="list-style-type: none"> * 8SFP+2GE Gigabit rack-mountable Fiber Ethernet Switch * 10 Auto-Negotiation, Auto-MDI/MDIX Ethernet ports provide smart switching * Plug and Play design simplifies installation * Plans different power output for different cable lengths * Complies with IEEE 802.3, IEEE 802.3u, IEEE 802.3x standards 	\$200,00

























WI-SG324F			<ul style="list-style-type: none"> * 16SFP+8GE Gigabit rack-mountable Fiber Ethernet Switch * 24 Auto-Negotiation, Auto-MDI/MDIX Ethernet ports provide smart switching * Standard 19-inch rack-mountable steel case * Plug and Play design simplifies installation * Plans different power output for different cable lengths * Complies with IEEE 802.3, IEEE 802.3u, IEEE 802.3x standards 	\$690,00
WI-GS5024			<ul style="list-style-type: none"> * 18SFP+8GE Gigabit rack-mountable Fiber Ethernet Switch * 24 Auto-Negotiation, Auto-MDI/MDIX Ethernet ports provide smart switching * Standard 19-inch rack-mountable steel case * WEB/CLI managed modes, SNMP, RMON bring abundant management features * Support QVLAN, QoS and IGMP snooping optimize voice and video application 	\$976,00
Industrial PoE Switch				
WI-PS206-I V2			<ul style="list-style-type: none"> * 24FE+2FE Industrial PoE Switch * Support 250meters Long range PoE Transmit * Port VLAN function prevent voice data obstruct * Industrial Level 4 protection(ESD,RS,EFT,CS); * -40°C~80°C working temperature * DC Input 48-55V 	\$130,00
WI-PS206GF-I			<ul style="list-style-type: none"> * 4FE+1GE+1SFP Fiber Uplink Industrial PoE Switch with 4Port PoE * Buffer reaches 4Mbit, Support 4K high-definition video transmission * Supports smart watchdog function to monitor compliant PD * Support 250meters Long-Range PoE * Support PoE Priority and Port VLAN * Industrial Level 4 protection(ESD,RS,EFT,CS); * -40°C~80°C working temperature * IEEE802.3af (15.4W) and IEEE802.3at (30W) * DC Input 37-57V 	\$130,00
WI-PS212GF-I			<ul style="list-style-type: none"> * 8FE+2GE+2SFP Fiber Uplink Industrial PoE Switch with 8Port PoE * Buffer reaches 4Mbit, Support 4K high-definition video transmission * Supports smart watchdog function to monitor compliant PD * Support 250meters Long-Range PoE * Support PoE Priority and Port VLAN * Industrial Level 4 protection(ESD,RS,EFT,CS); * -40°C~80°C working temperature * IEEE802.3af (15.4W) and IEEE802.3at (30W) * DC Input 37-57V 	\$200,00
WI-PS306GF-I V2			<ul style="list-style-type: none"> * 24FE+2SFP Fiber Uplink Industrial PoE Switch with 4Port PoE * Buffer reaches 4Mbit, Support 4K high-definition video transmission * Supports smart watchdog function to monitor compliant PD * Support 250meters Long-Range PoE * Port 1-2 Support 24V/48V PoE auto-detect,Port 3-4 Support 802.3BT 60W * Industrial Level 4 protection(ESD,RS,EFT,CS); * -40°C~80°C working temperature * IEEE802.3af (15.4W) and IEEE802.3at (30W) * DC Input 37-57V 	\$270,00
WI-PS310GF-I V2			<ul style="list-style-type: none"> * 8GE+2Combo SFP Fiber Uplink Industrial PoE Switch * Buffer reaches 4Mbit, Support 4K high-definition video transmission * Port 1-2 Support 24V/48V PoE auto detect,Port 3-4 Support 802.3BT 60W * Supports smart watchdog function to monitor compliant PD * Support fast ring , support 30 pcs switches Max. in a cascade system , Self-healing in 20ms Min * Industrial Level 4 Protection (ESD,RS,EFT,CS); * -40°C~80°C working temperature * IEEE802.3af (15.4W) and IEEE802.3at (30W) * DC Input 37-57V 	\$442,00
WI-PMS305GF-I			<ul style="list-style-type: none"> * 24FE+1GE+1SFP Uplink+Watchdog Managed Industrial PoE Switch * Supports smart watchdog function to monitor compliant PD * Support Alarm Input and Alarm Output * Port 3-4 Support 802.3BT 60W,Port 1-2 Support 24V/48V PoE Adaptable * Support Web-based network management, support VLAN, QoS, RSTP, SNMP etc. network function * Support fast ring ,support 30 pcs switches Max. in a cascade system , Self-healing in 20ms Min * Industrial Level 4 protection(ESD,RS,EFT,CS); -40°C~80°C working temperature; * DC Input 48-55V 	Fiyat Sorunuz
WI-PMS306GF-I			<ul style="list-style-type: none"> * 24FE+2SFP Uplink Watchdog Managed Industrial PoE Switch * Supports smart watchdog function to monitor compliant PD * Support Alarm Input and Alarm Output * Port 3-4 Support 802.3BT 60W,Port 1-2 Support 24V/48V PoE Adaptable * Support Web-based network management, support VLAN, QoS, RSTP, SNMP etc. network function * Support fast ring ,support 30 pcs switches Max. in a cascade system , Self-healing in 20ms Min * Industrial Level 4 protection(ESD,RS,EFT,CS); -40°C~80°C working temperature; * DC Input 48-55V 	Fiyat Sorunuz
WI-PMS312GF-I V2			<ul style="list-style-type: none"> * 24FE+4SFP Uplink+Watchdog Managed Industrial PoE Switch * Supports smart watchdog function to monitor compliant PD * Support Alarm Input and Alarm Output * Port 3-4 Support 802.3BT 60W,Port 1-2 Support 24V/48V PoE Adaptable * Support Web-based network management, support VLAN, QoS, RSTP, SNMP etc. network function * Support fast ring ,support 30 pcs switches Max. in a cascade system , Self-healing in 20ms Min * Industrial Level 4 protection(ESD,RS,EFT,CS); -40°C~80°C working temperature; * DC Input 48-55V 	\$489,00
DC 12-57V Wide Voltage Industrial PoE Switch/PoE Injector				
WI-PS305G-I-DC			<ul style="list-style-type: none"> * 5 Gigabit Ports Unmanaged 48V 802.3 af/at PoE Switch * Supports smart watchdog function to monitor compliant PD * Supports Port VLAN * Ports 1-4 support 250meters PoE Transmit * Support overcurrent protection/short-circuit protection * Industrial Level 4 Protection (ESD,RS,EFT,CS); * -40°C~80°C working temperature * Support DIN-RAIL mounted * DC Input 12-57V,can work with Smart Solar Controller 	\$200,00
Superic Industrial Switch				



WITeK BEST SELLER SP3006F		WITeK <ul style="list-style-type: none"> * 4GE+2SFP Fiber Uplink Unmanaged Industrial PoE Switch with 4Port PoE * Port 1-4 Support 802.3af/at 30W PoE * Smart DIP Switch: VLAN/Extend/QoS/PoE Watchdog mode * Industrial Level 4 protection(ESD,RS,EFT,CS); * -40°C~-75°C working temperature * 6kV Surge Immunity * Support redundant DC 44~57V power input * Support DIN-RAIL mounted 	\$220,00
WITeK BEST SELLER SP3010F		WITeK <ul style="list-style-type: none"> * 8GE+2SFP Fiber Uplink Unmanaged Industrial PoE Switch with 8Port PoE * Port 1-8 Support 802.3af/at 30W PoE * Smart DIP Switch: VLAN/Extend/QoS/PoE Watchdog mode * Industrial Level 4 protection(ESD,RS,EFT,CS); * -40°C~-75°C working temperature * 6kV Surge Immunity * Support redundant DC 44~57V power input * Support DIN-RAIL mounted 	\$325,00
SP3018F		WITeK <ul style="list-style-type: none"> * 16GE+2SFP Fiber Uplink Unmanaged Industrial PoE Switch with 8Port PoE * Port 1-8 Support 802.3af/at 30W PoE * Smart DIP Switch: Link Aggregation/VLAN/Extend/QoS/PoE Watchdog mode * Industrial Level 4 protection(ESD,RS,EFT,CS); * -40°C~-75°C working temperature * 6kV Surge Immunity * Support redundant DC 44~57V power input * Support DIN-RAIL mounted 	\$695,00
SP3006FM		WITeK <ul style="list-style-type: none"> * 4GE+2SFP Fiber Uplink Easy Smart Managed Industrial PoE Switch with 4Port PoE * Port 1-4 Support 802.3af/at 30W PoE * Support easy smart managed functions, such as VLAN, port mirroring, STP, RSTP, IGMP, QoS, LLDP, 802.1X, fiber transceiver DDM, PoE management, G.8032 ERPS protocol, IPV6 management, Web, SNMP, Telnet, TFTP, etc. * Industrial Level 4 protection(ESD,RS,EFT,CS); * -40°C~-75°C working temperature * 6kV Surge Immunity * Support redundant DC 44~57V power input * Support DIN-RAIL mounted 	\$285,00
SP3010FM		WITeK <ul style="list-style-type: none"> * 8GE+2*2.5G SFP Fiber Uplink Easy Smart Managed Industrial PoE Switch with 8Port * Port 1-8 Support 802.3af/at 30W PoE * Support easy smart managed functions, such as VLAN, port mirroring, STP, RSTP, IGMP, QoS, LLDP, 802.1X, fiber transceiver DDM, PoE management, G.8032 ERPS protocol, IPV6 management, Web, SNMP, Telnet, TFTP, etc. * Industrial Level 4 protection(ESD,RS,EFT,CS); * -40°C~-75°C working temperature * 6kV Surge Immunity * Support redundant DC 44~57V power input * Support DIN-RAIL mounted * 4GE+2*2.5G SFP Fiber Uplink L2 Managed Industrial PoE Switch with 4Port PoE 	\$390,00
SP3006FM-L2		WITeK <ul style="list-style-type: none"> * Port 1-4 Support 802.3af/at 30W PoE * Support L2 managed functions, such as VLAN, VLAN classification, QinQ, port mirroring, STP, RSTP, MSTP, IGMP, QoS, DHCP, multicast, ACL, dying gasp, LLDP, 802.1X, fiber transceiver DDM, PoE management, G.8032 ERPS protocol, IPV6 management, Web, SNMP, Telnet, TFTP, etc. * Industrial Level 4 protection(ESD,RS,EFT,CS); * -40°C~-75°C working temperature * 6kV Surge Immunity * Support redundant DC 44~57V power input * Support DIN-RAIL mounted 	\$370,00
SP3010FM-L2		WITeK <ul style="list-style-type: none"> * 8GE+2*2.5G SFP Fiber Uplink L2 Managed Industrial PoE Switch with 8Port PoE * Port 1-8 Support 802.3af/at 30W PoE * Support L2 managed functions, such as VLAN, VLAN classification, QinQ, port mirroring, STP, RSTP, MSTP, IGMP, QoS, DHCP, multicast, ACL, dying gasp, LLDP, 802.1X, fiber transceiver DDM, PoE management, G.8032 ERPS protocol, IPV6 management, Web, SNMP, Telnet, TFTP, etc. * Industrial Level 4 protection(ESD,RS,EFT,CS); * -40°C~-75°C working temperature * 6kV Surge Immunity * Support redundant DC 44~57V power input * Support DIN-RAIL mounted 	\$495,00
802.3BT 90W PoE Switch/PoE Injector/PoE Splitter			
WI-PS1310GF-BT		WITeK <ul style="list-style-type: none"> * 8GE PoE(BT 90W)+1G+1SFP Ports Unmanaged 48V 802.3bt PoE Switch * Supports smart watchdog function to monitor compliant PD * Support 802.3 af/at/bt standard 90W PoE Output * Support overcurrent protection/short-circuit protection * Internal power adapter supply 400W,AC INPUT 100-240V 	\$150,00
WI-POE58-BT-I-DC		WITeK <ul style="list-style-type: none"> * 1GE BT 90W PoE+1GE Uplink Industrial PoE Injector * Support camera, wireless AP, and IP phone etc. * All ports support wire speed switch, jumbo frame transmission. * Support 802.3 af/at/bt standard 90W PoE Output * Industrial Level 4 Protection (ESD,RS,EFT,CS); * -40°C~-80°C working temperature * DC Input 12-57V can work with Smart Solar Controller * Support DIN-RAIL mounted 	\$115,00
Industrial PoE Extender			
WI-POE21E-O		WITeK <ul style="list-style-type: none"> * 2GE PoE Output(802.3af/at 30W)+1GE PoE Input(802.3bt 60W) PoE Extender * PoE Output Support 100meter long-Range PoE transmit * All ports support wire speed switch, jumbo frame transmission. * Outdoor IP68 Waterproof design * Industrial Level 4 protection(ESD,RS,EFT,CS); -40°C~-80°C working temperature; * Plug and play, self-adaption. 	\$140,00
WI-POE22E-O		WITeK <ul style="list-style-type: none"> * 2GE PoE Output(1*802.3af/at 30W+1*802.3af/at 60W)+1GE PoE Input(802.3bt 90W) PoE Extender * PoE Output Support 100meter long-Range PoE transmit * All ports support wire speed switch, jumbo frame transmission. * Outdoor IP68 Waterproof design * Industrial Level 4 protection(ESD,RS,EFT,CS); -40°C~-80°C working temperature; * Plug and play, self-adaption. 	\$215,00
WI-POE56-60W-O		WITeK <ul style="list-style-type: none"> * 2GE PoE Injector with 2*RJ45 Port (60W) * Support camera, wireless AP, and IP phone etc. * Support 802.3bt 60W PoE Output * Outdoor IP68 Waterproof design * Industrial Level 4 protection(ESD,RS,EFT,CS); -40°C~-80°C working temperature; * Plug and play, self-adaption. 	\$240,00

WI-POE56S-BT-I-O		<ul style="list-style-type: none"> * Gigabit PoE Splitter with 1*RJ45 Port * DC output 12V 5A * PoE IN Comply to IEEE802.3af/at/bt 90W * Support camera, wireless AP, and IP phone etc. * Outdoor IP68 Waterproof design * Industrial Level 4 protection(ESD,RS,EFT,CS); -40°C~80°C working temperature; * Plug and play, self-adaption. 	\$180,00
PoE Injector, Splitter and Extender			
WI-POE31-48V		<ul style="list-style-type: none"> * 2*100Mbps Fast PoE Injector * Support camera, wireless AP, and IP phone etc. * All ports support wire speed switch, jumbo frame transmission. * Support 802.3af/at PoE Out * Plug and play, self-adaption. * AC IN 100-220V 	\$17,00
WI-POE51-48V		<ul style="list-style-type: none"> * 2*100Mbps Gigabit PoE Injector * Support camera, wireless AP, and IP phone etc. * All ports support wire speed switch, jumbo frame transmission. * Support 802.3af/at PoE Out * Plug and play, self-adaption. * AC IN 100-220V * 2*1000Mbps Gigabit PoE Injector+60W 	\$35,00
WI-POE55-48V-60W		<ul style="list-style-type: none"> * Support camera, wireless AP, and IP phone etc. * All ports support wire speed switch, jumbo frame transmission. * Support Hi-PoE standard 60W PoE Output * Plug and play, self-adaption. * AC IN 100-220V * 24V FE PoE Injector with 2*RJ45 Port * Support Ubnt,Mikrotik,Cambium, Wi-Tek brand CPE etc 	\$50,00
WI-POE31-24V		<ul style="list-style-type: none"> * All ports support wire speed switch, jumbo frame transmission. * Support 24V PoE Out(PoE PIN 45+ 78-) * Plug and play, self-adaption. * AC IN 100-220V * 24V GE PoE Injector with 2*RJ45 Port * Support Ubnt,Mikrotik,Cambium, Wi-Tek brand CPE etc. * All ports support wire speed switch, jumbo frame transmission. * Support 24V PoE Out(PoE PIN 45+ 78-) 	\$17,00
WI-POE51-24V		<ul style="list-style-type: none"> * Plug and play, self-adaption. * AC IN 100-220V * Single Port*100Mbps Fast PoE Splitter * DC output 12V 1A * 48V PoE IN Comply to IEEE802.3af/at * Support camera, wireless AP, and IP phone etc. * All ports support wire speed switch, jumbo frame transmission. 	\$35,00
WI-POE11S-48V		<ul style="list-style-type: none"> * Support 802.3af/at PoE device * Plug and play, self-adaption. * Built-in high performance chip and high specification circuit board * Single Gigabit Industrial PoE Splitter with 2*RJ45 Port * DC output 12V 2.5A * 48V PoE IN Comply to IEEE802.3af/at * Support camera, wireless AP, and IP phone etc. * All ports support wire speed switch, jumbo frame transmission. 	\$8,50
WI-POE31S		<ul style="list-style-type: none"> * Powered by 802.3af/at PoE device * Plug and play, self-adaption. * Built-in high performance chip and high specification circuit board * -40 * -80°C 	\$35,00
WI-PE31E		<ul style="list-style-type: none"> * 2FE PoE Output+1FE PoE Input PoE Extender * PoE Output Support 150meter long-Range PoE transmit * All ports support wire speed switch, jumbo frame transmission. * Support 802.3af/at 30W PoE Output * Plug and play, self-adaption. * DC Input 48-55V * 4FE PoE Output+1FE PoE Input +1FE Uplink port PoE Extender 	\$50,00
WI-PE51E		<ul style="list-style-type: none"> * PoE Input port support 60W Hi-PoE * All ports support wire speed switch, jumbo frame transmission. * Support 802.3af/at 30W PoE Output * Plug and play, self-adaption. * DC Input 48-55V * 2GE PoE Output+1GE PoE Input PoE Extender 	\$80,00
WI-PE31G		<ul style="list-style-type: none"> * PoE Output Support 100meter long-Range PoE transmit * All ports support wire speed switch, jumbo frame transmission. * Support 802.3af/at 30W PoE Input and Output * Plug and play, self-adaption. * DC Input 48-55V * 4GE PoE Output+1GE PoE Input PoE Extender * PoE Input port support 90W Hi-PoE * All ports support wire speed switch, jumbo frame transmission. 	\$70,00
WI-PE51G		<ul style="list-style-type: none"> * Support 802.3af/at 30W PoE Output * Plug and play, self-adaption. * DC Input 48-55V * 3FE PoE Output+1FE PoE Input Outdoor PoE Extender * PoE Input port support 60W 802.3bt PoE * All ports support wire speed switch, jumbo frame transmission. 	\$130,00
WI-PE41E-O		<ul style="list-style-type: none"> * Support 802.3af/at 30W PoE Output * Plug and play, self-adaption. * DC Input 48-52V, IP65 Waterproof Design 	\$85,00
Gigabit SFP Fiber module			
WI-SFP10SC-3KM (Set olarak satılır)		<ul style="list-style-type: none"> * 3KM 1.25Gbps Single module Single Fiber Transceivers * Tx1310nm/Rx1550nm and Tx1550nm/Rx1310nm FP SFP * Distance up to 3km over SMF * Simplex SC connector * Compliant with SFP MSA * Digital Diagnostic Monitoring * Hot-pluggable SFP footprint 	\$65,00
WI-SFP10LC-3KM (Set olarak satılır)		<ul style="list-style-type: none"> * 3KM 1.25Gbps Single module Single Fiber Transceivers * Tx1310nm/Rx1550nm and Tx1550nm/Rx1310nm FP SFP * Distance up to 3km over SMF * Simplex LC connector * Compliant with SFP MSA * Digital Diagnostic Monitoring * Hot-pluggable SFP footprint 	\$60,00

WI-SFP10SC-20KM (Set olarak satılır)		<ul style="list-style-type: none"> * 20KM 1.25Gbps Single module Single Fiber Transceivers * Tx1310nm/Rx1550nm and Tx1550nm/Rx1310nm FP/DFB SFP * Distance up to 20km over SMF * Simplex SC connector * Compliant with SFP MSA * Digital Diagnostic Monitoring * Hot-pluggable SFP footprint 	\$80,00
WI-SFP10LC-20KM (Set olarak satılır)		<ul style="list-style-type: none"> * 20KM 1.25Gbps Single module Single Fiber Transceivers * Tx1310nm/Rx1550nm and Tx1550nm/Rx1310nm FP/DFB SFP * Distance up to 20km over SMF * Duplex LC connector * Compliant with SFP MSA * Digital Diagnostic Monitoring * Hot-pluggable SFP footprint 	\$75,00
WI-SFP20-20KM (sell in PCS)		<ul style="list-style-type: none"> * 20KM 1.25Gbps Single module Double Fiber Transceivers * Tx1310nm/Rx1310nm DDM SFP * Distance up to 20km over SMF * Duplex LC connector * Compliant with SFP MSA * Digital Diagnostic Monitoring * Hot-pluggable SFP footprint 	\$23,00
WI-SFP20-10G-20KM (sell in PCS)		<ul style="list-style-type: none"> * 20KM 10Gbps Single module Double Fiber Transceivers * Tx1310nm/Rx1310nm DDM SFP * Distance up to 20km over SMF * Single-mode SFP+ LC Transceiver * Compatible with 10G Small Form Pluggable Multi-Source Agreement (SFP+ MSA) * Digital Diagnostic Monitoring * Hot-pluggable SFP footprint 	\$48,00
WI-SFP30 (sell in PCS)		<ul style="list-style-type: none"> * 100meters Copper RJ45 SFP Transceivers * Compliant with IEEE 802.3ab/ Gigabit Ethernet Standard * Distance up to 100meters up 1Gbps Speed * 10/100/1000BASE-T with SGMII interface * Compliant with SFP MSA * Supports MDIX * Hot-pluggable SFP footprint 	\$48,00
WI-SFP30-10G		<ul style="list-style-type: none"> * Support 10GBASE-T, 5GBASE-T, 2.5GBASE-T, 1000BASE-T, and 100BASE-TX * Transmit data up to 30meters at 10 Gbps (UTP cat.6a or above) * Support DDM (Temperature and Voltage) * Hot-Pluggable SFP+ Footprint Features * Support TX Disable function * Fully Metallic Enclosure for Low EMI 	\$100,00
Wireless Long-Range Transmit for CCTV IP Camera			
WI-CPE110-KIT (Set olarak satılır)		<ul style="list-style-type: none"> * 2.4GHz 300Mbps 1km Wireless Transmitter for CCTV * 1* 10/100Mbps WAN (PoE IN) RJ45 port * 1* 10/100Mbps LAN RJ45 port * With double polarized 65 degrees antenna with 8dBi * 21dBm(128mW) adjustable transmission power * Durable IP65 ingress protection enclosure along with 8kV ESD * Support 24V PoE and 12V DC Input * Support 2.412GHz~2.484GHz Channel * Pre-configuration by factory for PTP application 	\$81,50
WI-CPE511H-KIT (Set olarak satılır)		<ul style="list-style-type: none"> * 5.8G 3KM 900M Wireless CPE for CCTV * 3KM wireless transmit for Carry 26pcs camera Max * Built-in 2x2 dual-polarized directional MIMO 12dBi antenna * 24V PoE Support * 5.150GHz~5.850GHz Extension Channel * auto-connect for PTP application, no need setting software * Support google Map view to let users know project location for easy management * Discovery ONIVF IP camera and view network topology on Cloud 	\$180,00
WI-CPE513P-KIT V3 (Set olarak satılır)		<ul style="list-style-type: none"> * 5.8G 5 KM 300M Wireless CPE for CCTV * 3KM wireless transmit for Carry 26pcs camera Max * Built-in 2x2 dual-polarized directional MIMO 13dBi antenna * 802.3af/at PoE Passthrough, can power up camera directly * 5.150GHz~5.850GHz Extension Channel * auto-connect for PTP application, no need setting software * Support google Map view to let users know project location for easy management * Discovery ONIVF IP camera and view network topology on Cloud 	\$260,00
WI-CPE515H-KIT (Set olarak satılır)		<ul style="list-style-type: none"> * 5.8G 8KM 300M Wireless CPE for CCTV * 8KM wireless transmit for Carry 30pcs camera Max * Built-in 2x2 dual-polarized directional MIMO 16dBi antenna * 24V PoE Support * 5.150GHz~5.850GHz Extension Channel * auto-connect for PTP application, no need setting software * Support google Map view to let users know project location for easy management * Discovery ONIVF IP camera and view network topology on Cloud 	\$304,00
WI-CPE800-KIT (Set olarak satılır)		<ul style="list-style-type: none"> * 5.8G 5KM 900M Wireless CPE for CCTV * 500mW High power output, coverage up to 5KM for PTP and PTMP application * Wireless AC speed up to 900Mbps * Bipolar 16dBi antenna * 5KM wireless transmit for Carry 100pcs camera Max * Atheros 600MHz Chipset, 64MB RAM * 4920-6100MHz Extension Channel * 10KV Lightning Protection 	\$325,00
WI-CPE521 Suspendsales		<ul style="list-style-type: none"> * 802.11N 5.8G OMNI Antenna 300Mbps 2KM Outdoor Wireless CPE * 500mW High power output, coverage up to 2KM for PTP and PTMP Station application * Wireless A/N speed up to 300Mbps * Support open frequency from 4920 to 6100 MHz * Inside 360 degree 12dBi OMNI Antenna Technology * Passive PoE Adapter supports up to 100 meter * 1 PoE Port design, 24V PoE adapter Included * 10KV Lightning Protection and IP67 waterproof 	\$395,00

WI-CPE517		<ul style="list-style-type: none"> * 802.11N 5.8Ghz Sector Antenna 300M 5KM Outdoor Wireless CPE * 500mW High power output, coverage up to 5KM for PTP and PTMP Station application * Wireless A/N speed up to 300Mbps * Integrate 16dBi 150 degree Sector antenna * Support Super TDMA protocol * Support PoE Pass-through * 4920-6100MHz Extension Channel * 6KV Lightning Protection 	\$260,00
Fiber Optical Transceiver			
WI-MC101M (Set olarak satılır)		<ul style="list-style-type: none"> * 25KM 100Mbps Single Fiber Optic Media Converter * Ambient temperature: 0 ~ +50°C Storage temperature: -20 ~ +70°C * Humidity: 5% ~ 90% * Connector: UTP: RJ-45,10/100Mbps; Fiber: SC,100Mbps * Support Tag-VLAN,Port-VLANs * Supports up to 2k byte JUMBO frame 	\$60,00
WI-MC101G (Set olarak satılır)		<ul style="list-style-type: none"> * 25KM 1000Mbps Single Fiber Optic Media Converter * Ambient temperature: 0 ~ +50°C Storage temperature: -20 ~ +70°C * Humidity: 5% ~ 90% * Connector: UTP: RJ-45,10/100Mbps; Fiber: SC,1000Mbps * Support Tag-VLAN,Port-VLANs * Supports up to 9k byte JUMBO frame * 3KM 1000Mbps Single Fiber Optic Media Converter 	\$80,00
WI-MC103G (Set olarak satılır)		<ul style="list-style-type: none"> * Ambient temperature: 0 ~ +50°C Storage temperature: -20 ~ +70°C Humidity: 5% ~ 90% * Connector: UTP: RJ-45,100/1000Mbps; Fiber: SC,1000Mbps * Support Tag-VLAN,Port-VLANs * Supports up to 9k byte JUMBO frame * Gigabit SFP Media Converter * 1 10/100/1000Mbps Auto-Negotiation RJ45 ports supporting Auto-MDI/MDIX 	\$110,00
WI-MC111G (sell in pcs)		<ul style="list-style-type: none"> * Connector: UTP: RJ-45,100/1000Mbps; Fiber: SFP,1000Mbps * Complies with IEEE 802.3ab and IEEE 802.3z * Supports up to 9k byte JUMBO frame * FX port supports hot-swappable * Maximum transmission distance depends on the inserting SFP * Gigabit PoE SFP Media Converter * 1 10/100/1000Mbps Auto-Negotiation RJ45 ports supporting Auto-MDI/MDIX 	\$55,00
WI-MC111GP (sell in pcs)		<ul style="list-style-type: none"> * Connector: UTP: RJ-45,100/1000Mbps; Fiber: SFP,1000Mbps * RJ45 Port support 802.3af/at PoE output 30W * Complies with IEEE 802.3ab,IEEE 802.3af/at and IEEE 802.3z * Supports up to 9k byte JUMBO frame * FX port supports hot-swappable * Maximum transmission distance depends on the inserting SFP * Gigabit SFP Outdoor Media Converter * 1 10/100/1000Mbps Auto-Negotiation RJ45 ports supporting Auto-MDI/MDIX 	\$80,00
WI-MC111GP-O (sell in pcs)		<ul style="list-style-type: none"> * Connector: UTP: RJ-45,100/1000Mbps; Fiber: SFP,1000Mbps * Complies with IEEE 802.3ab and IEEE 802.3z * Supports up to 9k byte JUMBO frame * FX port supports hot-swappable * Maximum transmission distance depends on the inserting SFP * DC Input 37-52V,IP67 Waterproof Design 	\$80,00
Indoor and Outdoor AP +AC controller			
WI-AP210-Lite		<ul style="list-style-type: none"> * 802.11N 2.4G 300Mbps Indoor Wireless Ceiling AP * MTK chipset 64MB DDR2, 8MB Flash, 128mW High-Power,access 30users * 2*5dB inside antenna * 48V PoE Support,not include PoE adapter * Support hardware controller managed * Support QVLAN+SSID, Portal,AC controller Managed and Cloud Managed 	\$62,60
WI-AP216		<ul style="list-style-type: none"> * 802.11AC 2.4G&5.8G 1200M Indoor Wireless Ceiling AP * 11AC Wave2 2.4GHz 300Mbps+5.8GHz 887Mbps * MTK chipset 64MB DDR2, 8MB Flash, 200mW High-Power,access 48users * 2*5dB inside antenna * 48V PoE Support,not include PoE adapter * Support hardware controller managed * Support QVLAN+SSID, Portal,AC controller Managed and Cloud Managed 	\$92,00
 WI-AP217-Lite		<ul style="list-style-type: none"> * 802.11AC 2.4G&5.8G 1200M Indoor Wireless Ceiling AP * 11AC Wave2 2.4GHz 300Mbps+5.8GHz 887Mbps * Atheros chipset 128MB DDR2, 16MB Flash, 250mW High-Power,access 80users * 4*5dB inside antenna * 48V PoE Support,2 x Gigabit Port, not include PoE adapter * Support hardware controller managed * Support QVLAN+SSID, Portal,AC controller Managed and Cloud Managed 	\$122,00
WI-AP218AX		<ul style="list-style-type: none"> * 802.11AC 2.4&5.8GHz 1775Mbps Wi-Fi6 SME Cloud Ceiling AP * Ultra-Fast Wi-Fi 6 Speeds: Simultaneous 574Mbps on 2.4 GHz and 1201Mbps on 5 GHz totals 1775Mbps Wi-Fi speeds * OFDMA and Uplink & Downlink MU-MIMO increase network capacity by up to 4x versus Wi-Fi 5 (802.11ac) in high-density environments to connect more devices simultaneously * Atheros chipset 1024MB DDR3, 256MB Flash, 500mW High-Power,access 250users * 48V PoE Support,2 x Gigabit Port(not include PoE adapter) * Support QVLAN+SSID, Portal,AC controller Managed and Cloud Managed 	Fiyat Sorunuz
WI-AP218AX-Lite		<ul style="list-style-type: none"> * Ultra-Fast Wi-Fi 6 Speeds: Simultaneous 574Mbps on 2.4 GHz and 1201Mbps on 5 GHz totals 1775Mbps Wi-Fi speeds * OFDMA and Uplink & Downlink MU-MIMO increase network capacity by up to 4x versus Wi-Fi 5 (802.11ac) in high-density environments to connect more devices simultaneously * Atheros chipset 256MB DDR3, 16MB Flash, 200mW High-Power,access 100users * 48V PoE Support,2 x Gigabit Port, not include PoE adapter * Support QVLAN+SSID, Portal,AC controller Managed and Cloud Managed 	\$165,00
WI-AP219AX-Lite		<ul style="list-style-type: none"> * Ultra-Fast Wi-Fi 6 Speeds: Simultaneous 1148Mbps on 2.4 GHz and 2402Mbps on 5.8 GHz totals 3550Mbps Wi-Fi speeds * OFDMA and Uplink & Downlink MU-MIMO increase network capacity by up to 4x versus Wi-Fi 6 (802.11AX) in high-density environments to connect more devices simultaneously * Atheros chipset 1024MB DDR3, 128MB Flash, 100mW High-Power,access 500users * 4*3 dBi inside antenna * 2 x 2.5Gbps Ethernet port * 48V PoE Support, not include PoE adapter * Support QVLAN+SSID, Portal,AC controller Managed and Cloud Managed 	\$215,00

WI-AP415			<ul style="list-style-type: none"> * 802.11AC 2.4G&5.8G 750M Indoor Wireless Inwall AP * 11AC 2.4GHz 300Mbps+5.8Ghz 443Mbps * Atheros chipset 128MB DDR2, 16MB Flash, 500mW High-Power,access 50+users * 3*5dB inside antenna * 48V PoE Support,2 x 100Mbps Ethernet port(Not include PoE Adapter) * Support hardware controller managed * Support QVLAN+SSID, Portal,AC controller Managed and Cloud Managed 	\$85,00
WI-AP416			<ul style="list-style-type: none"> * 802.11AC 2.4G&5.8G 1200M Indoor Wireless Inwall AP * 11AC Wave2 2.4GHz 300Mbps+5.8Ghz 867Mbps * MTK chipset 128MB DDR2, 16MB Flash, 100mW High-Power,access 50+users * 4*2dB inside antenna * 48V PoE Support,2 x 100Mbps Ethernet port, not include PoE adapter * Support hardware controller managed * Support QVLAN+SSID, Portal,AC controller Managed and Cloud Managed 	\$85,00
WI-AP417P			<ul style="list-style-type: none"> * Wi-Fi 5 1300Mbps Gigabit Wall-plate Wireless Access Point * Wi-Fi 5 / 802.11ac standards. * 400Mbps on 2.4GHz and 867 Mbps on 5GHz, ultra-fast speed up to 1267Mbps transmission rate. * Full-gigabit port design and adapt to higher rate bandwidth. * Support PoE 802.3af/at PD access and 802.3af/at PoE output. * Support IPTV and VOIP data transmission, meeting the requirements for multi-service access. * Wall-plate panel design for easy deployment. 	\$180,00
WI-AP310-Lite			<ul style="list-style-type: none"> * 802.11N 2.4G 300M Outdoor Wireless AP * 11N 2.4GHz 300Mbps * MTK chipset 64MB DDR2, 8MB Flash, ,access up 30users+ * 2*5dB external Omni antenna,22dBm High-Power for 200 Meters LOS wireless cover range * Support QVLAN+SSID, Portal,AC controller Managed and Cloud Managed * Support Qvlan binding multi-SSID * 2 x 100Mbps Ethernet port, 24V Passive PoE adapter included * IP65 rated, weather and dust sealed * Flexible wall or pole mounting options 	\$70,00
WI-AP316			<ul style="list-style-type: none"> * 802.11AC 2.4G&5.8G 1200M Outdoor Wireless AP * 11AC 2.4GHz 300Mbps+5.8Ghz 887Mbps * MTK chipset 64MB DDR2, 8MB Flash, ,access up 60users+ * 2*5dB external Omni antenna,22dBm High-Power for 200 Meters LOS wireless cover range * Support QVLAN+SSID, Portal,AC controller Managed and Cloud Managed * Support Qvlan binding multi-SSID * 2 x 100Mbps Ethernet port, 24V Passive PoE adapter included * IP65 rated, weather and dust sealed * Flexible wall or pole mounting options 	\$130,00
WI-AP317			<ul style="list-style-type: none"> * 802.11AC 2.4G&5.8G 1200M Outdoor Wireless AP * 11AC 2.4GHz 300Mbps+5.8Ghz 887Mbps * Atheros chipset 128MB DDR2, 16MB Flash, ,access up 250users+ * 4*5dB inside antenna,200mW High-Power for 200 Meters LOS wireless cover range * Support QVLAN+SSID, Portal,AC controller Managed and Cloud Managed * Support Qvlan binding multi-SSID * 2 x 100Mbps Ethernet port, 802.3at PoE supported(Not include PoE Adapter) * IP65 rated, weather and dust sealed * Flexible wall or pole mounting options 	\$210,00
WI-AP316AX			<ul style="list-style-type: none"> * Wi-Fi 6 3000Mbps Outdoor Cloud Wireless AP * Qualcomm chipset 128MB DDR2, 16MB Flash, ,access up 250users+ * Ultra-Fast Wi-Fi 6 Speeds: Simultaneous 574Mbps on 2.4 GHz and 2402Mbps on 5 GHz totals 2976Mbps Wi-Fi speeds * 1 x Gigabit Ethernet (RJ-45)Port (supports IEEE 802.3af/at PoE) * 2.5 Gigabit (SFP) port for a lightning-fast user experience * IP67 rated, weather and dust sealed * Support AP controller and cloud management * 802.11AC 2.4G&5G 1200Mbps Outdoor Wireless Cloud Managed AP 	\$330,00
WI-AP510			<ul style="list-style-type: none"> * Dualband 2x2:2 1200Mbps 802.11ac Wave2 outdoor access point * 800 Meters LOS wireless cover range, up to 300+ users * Support AP, Router,Repeater WISP mode * Support Qvlan binding multi-SSID * 1 x Gigabit Ethernet port, * 802.3at PoE supported, include Gigabit PoE Adapter+Cloud Managed * IP67 rated, weather and dust sealed * Flexible wall or pole mounting options 	\$670,00
WI-AP518AX			<ul style="list-style-type: none"> * 802.11AC 2.4G&5G 3000Mbps Outdoor Wireless Cloud Managed AP * Ultra-Fast Wi-Fi 6 Speeds: Simultaneous 1148Mbps on 2.4 GHz and 2402Mbps on 5 GHz totals 3550Mbps Wi-Fi speeds * OFDMA and Uplink & Downlink MU-MIMO increase network capacity by up to 4x versus Wi-Fi 5 (802.11ac) in high-density environments to connect more devices simultaneously * Atheros chipset 1024MB DDR3, 256MB Flash, 500mW High-Power,access 500users * 48V PoE Support,1 x 2.5Gbps Port, not include PoE adapter * IP67 rated, weather and dust sealed,Flexible wall or pole mounting options * Support QVLAN+SSID, Portal,AC controller Managed and Cloud Managed 	\$1.250,00
WI-AC150			<ul style="list-style-type: none"> * Wireless AP Controller with 5Gigabit Ethernet Ports * Maximum AP managed number up to 150PCS * Support 1-4 WAN ports for load balance * WLAN Radio Spectrum Analysis to ensure work on best channel * Unified manage all indoor and outdoor Aps * Intra-AC, Inter-AP L2 /L3 roaming time less than 40ms * Built-in captive portal server and customized welcome page * Wireless AP Controller with 8 Gigabit PoE Ports 	\$200,00
WI-AC108P			<ul style="list-style-type: none"> * Wireless AP Controller with 8 Gigabit PoE Ports * Maximum AP managed number up to 64PCS * Support 1-4 WAN ports for load balance(need work with a VLAN managed Switch) * Support end users access 400 * Support 8* 802.3af/at PoE Output Ports * WLAN Radio Spectrum Analysis to ensure work on best channel * Unified manage all indoor and outdoor Aps * Intra-AC, Inter-AP L2 /L3 roaming time less than 40ms * Built-in captive portal server and customized welcome page * Support Cloud Managed * Wireless AP Controller with 4 Gigabit PoE Ports 	\$240,00
WI-AC105P			<ul style="list-style-type: none"> * Wireless AP Controller with 4 Gigabit PoE Ports * Maximum AP managed number up to 32PCS * Support end users access 200 * Support 1-4 WAN ports for load balance * Support 4* 802.3af/at PoE Output Ports * WLAN Radio Spectrum Analysis to ensure work on best channel * Unified manage all indoor and outdoor Aps * Intra-AC, Inter-AP L2 /L3 roaming time less than 40ms * Built-in captive portal server and customized welcome page * Support Cloud Managed 	\$140,00

WI-AC50	 	<ul style="list-style-type: none"> * Mini Wireless AP Controller with 2*100Mbps Ports(1PoE input) * Maximum AP managed number up to 50PCS * Support by-pass mode only process AP control data * WLAN Radio Spectrum Analysis to ensure work on best channel * Unified manage all indoor and outdoor Aps * Intra-AC, Inter-AP L2 /L3 roaming time less than 40ms * Built-in captive portal server and customized welcome page * Support Cloud Managed 	\$70,00
---------	---------------------------------------------------------------------------------------------------------------------------------------------------------------------	------------------------------------------------------------------------------------------------------------------------------------------------------------------------------------------------------------------------------------------------------------------------------------------------------------------------------------------------------------------------------------------------------------------------------------------------------------------------------------------------------------------------------------	---------

